




Q-CAP WURM™ RGBW

24VDC Flexible Fixtures



- Flexible encapsulated fixture with CLEAR encapsulation only
- Both helical bend and up/down bend
- 6" bend radius
- Interior and exterior rated (not including FC)
- Two mounting options available
- Do not cut Non-Field Cuttable Q-CAP flexible fixtures

ORDERING PROCESS

A Specify Non-Field Cuttable Q-CAP

B (Optional) Specify field cuttable 4' piece - used to adjust total run length in the field (dry applications only)

A. NON-FIELD CUTTABLE Q-CAP

| A1 | A2 | A3 | A4 | A5 | A6 | A7 | A8 | A9 | A10 | A11 | A12 |
|-----------|----------|-------|-----|---------|--------|-------------------|-------------------|--------------------|----------|-------------|---------------|
| PRODUCT | MOUNTING | RATED | CCT | WATTAGE | LENS | WIRE INPUT/OUTPUT | CONNECTOR/WIRE IN | CONNECTOR/WIRE OUT | END CAPS | LENGTH (IN) | EXACT/OPTIMAL |
| WURM-RGBW | | | | | ENC/CL | | | | WH | | |

Sample Part Number: **WURM-RGBW-WSCS-DRY-RGBW-30-6.0-ENC/CL-P1-BW-BW-N/A-48"-E**

| A1 | A2 | A3 | A4 | A5 |
|--|---|------------------------------------|--|--|
| PRODUCT | MOUNTING | RATED | CCT | WATTAGE |
| WURM-RGBW See last page for compatible power supplies. | MCS Magnetic Clip Small WSCS White Snug Clip Small BN-UD-SST-16' 16' BENDIT Up/Down Stainless Steel Channel BN-UD-SST-32' 32' BENDIT Up/Down Stainless Steel Channel BN-UD-WH-16' 16' BENDIT Up/Down White Stainless Channel BN-UD-WH-32' 32' BENDIT Up/Down White Stainless Channel White snug clip only for indirect cove use, not intended for hanging fixtures upside down. | DRY IP20 WET IP67 | RGBW-27 RGBW-2700K RGBW-30 RGBW-3000K RGBW-27 RGBW-2700K RGBW-30 RGBW-3000K RGBW-35 RGBW-3500K RGBW-40 RGBW-4000K | 6.0 6.0W-SO SO: Standard Output 4.0HE 4.0WHE-SO SO: Standard Output |

| A6 | A7 | A8 | A9 |
|--|--|--|---|
| LENS | WIRE INPUT/OUTPUT | CONNECTOR/WIRE IN | CONNECTOR/WIRE OUT |
| ENC/CL Encapsulated in Clear For representation of LED visibility, see Diode Visibility section on following pages | S1 Single 1 (Input only) - End Feed P1 Pass Through 1 (Input/Output) - End Feed | BW Bare Wire (Standard 24") CON6 Connector 6" CON24 Connector 24" BW: Standard length is 24", Max length is 120". Request custom length by writing in part number next to BW (example: BW48) BW Bare Wire (Standard 24") CON6 Connector 6" CON24 Connector 24" BW: Standard length is 24", Max length is 120". Request custom length by writing in part number next to BW (example: BW48) | N/A Closed End (No feed) BW Bare Wire (Standard 24") CON6 Connector 6" CON24 Connector 24" BW: Standard length is 24", Max length is 120". Request custom length by writing in part number next to BW (example: BW48) |

| A10 | A11 | A12 |
|--|--|--|
| END CAPS | LENGTH (IN) | EXACT/OPTIMAL |
| WH White N/A Not Applicable | Minimum length is 12", maximum length is 191" not including end caps. Contact us for lengths under 12". RGBW: Available in 4" increments. RGBW-HE: Available in 2" increments. | O Optimal Illumination E Exact Specified Length Exact fixtures are the exact length specified +0 - 1/8". Optimal fixtures' length is rounded down with illumination end to end. See Exact/Optimal Fixture Length charts. |

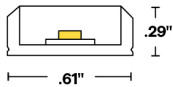
5 year warranty | Up/Down & Helical Bend | Data subject to change, all data has +/- 5% tolerance | Ambient or mounting surface must not be lower than -4°F or higher than 125°F | Patent # D846,786 S, 10,619,828 B2 | Only FC fixtures are Field-Cuttable per installation instructions | Field Cuttable is not returnable or refundable after it has been cut



Q-CAP WURM™ RGBW

24VDC Flexible Fixtures

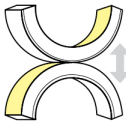
1 PRODUCT - DIMENSIONS



Profile
(Standard)

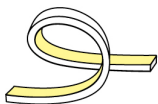
BEND RADIUS

Up/Down Bend



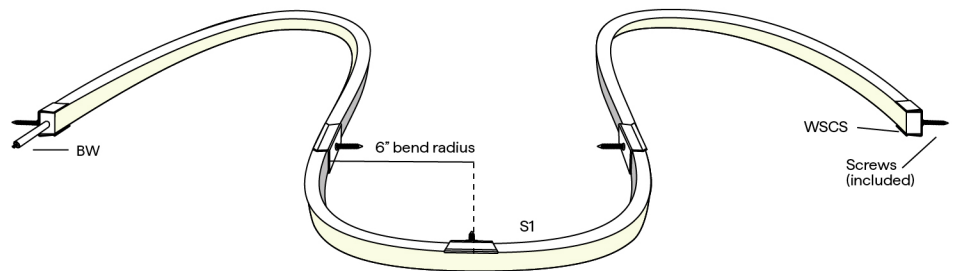
6" bending radius

Helical Bend



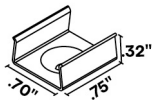
6" bending radius
Max recommended rotation
of 1 rotation per 16'

FLEXIBILITY



2 MOUNTING

WSCS

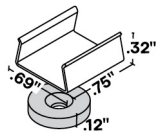


White Snug Clip Small
Indirect uplight

To order separately use WSCS

Each clip comes with a #6x5/8" flat
screw

MCS

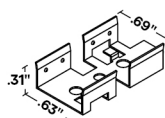


Magnetic Clip Small
Cove use only

To order separately use MCS

each clip comes with a #6x1 1/4" screw

BN-UD



BENDIT Channel
Vertical Stainless Steel
Flexible Channel

Continuous mounting solution for
flexible fixtures, 16' or 32' field
cuttable lengths

To order separately use either
STND-QCAP-BN-UD-S-SST-16',
STND-QCAP-BN-UD-S-SST-32',
STND-QCAP-BN-UD-S-WH-16', or
STND-QCAP-BN-UD-S-WH-32'

64 #4-40 1/2" screws provided per
16'



Q-CAP WURM™ RGBW

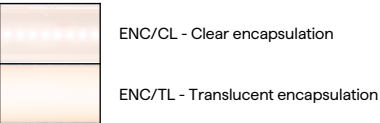
24VDC Flexible Fixtures

4 / 5 DELIVERED LUMENS

[Calculated L70 = 40000 hrs]
Tested with WURM-RGBW-WSCS-DRY

| 4.0HE W/FT Total Load | | | | 6.0W/FT Total Load | | | |
|-----------------------|--------|------------|-----------------|--------------------|-----------------|---------------|-----------------|
| 3.0W/FT Per Channel | | | | | | | |
| CCT | ENC/CL | | Circuit Wattage | ENC/CL | Circuit Wattage | ENC/CL | Circuit Wattage |
| | LM | Wavelength | | | | | |
| Red | 35 | 630 | 0.77 | 34 | 632 | 1.3 | |
| Green | 128 | 517 | 1.2 | 99 | 514 | 1.5 | |
| Blue | 31 | 464 | 1.1 | 25 | 464 | 1.5 | |
| 1.0W/FT Per Channel | | | | | | | |
| CCT | ENC/CL | | Circuit Wattage | LM | CRI Ra | ENC/CL CRI/R9 | Circuit Wattage |
| | LM | | | | | | |
| 2700K | 70 | 98 | 0.86 | 91 | 93 | 69 | 17 |
| 3000K | 75 | 97 | 0.86 | ** | ** | ** | ** |
| 3500K | 77 | 95 | 0.86 | | | | |
| 4000K | 77 | 96 | 0.86 | | | | |

6 DIODE VISIBILITY



TEMPERATURE RATINGS

| | 6.0 W/FT | | 4.0 HE W/FT | |
|----------------------------------|----------|-------|-------------|-------|
| | Min | Max | Min | Max |
| Ambient Operating Temp - Surface | -4°F | 100°F | -4°F | 110°F |
| Storage Temp | -4°F | 140°F | -4°F | 176°F |
| Installation Temp | 50°F | 100°F | 50°F | 100°F |

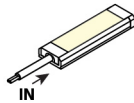
BUG RATING

| WATTAGE | B | U | G |
|---|----|----|----|
| 6.0 (ALL CCTs & COLORS), 4.0(ALL CCTs & COLORS) | B0 | U1 | G0 |

7 WIRE INPUT/OUTPUT

SINGLE (Input only)

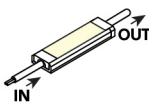
S1



End Feed

PASS THROUGH (Input/Output) - Only applicable for Non-Field Cuttable Q-CAP

P1



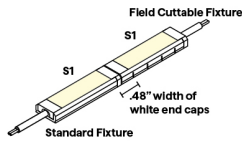
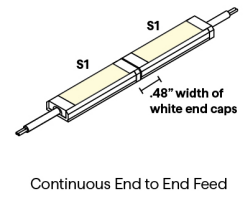
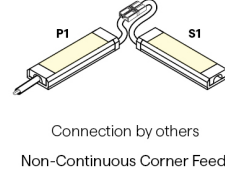
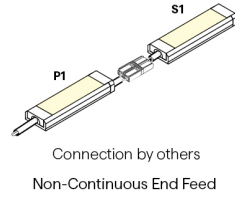
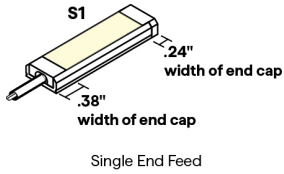
End Feed



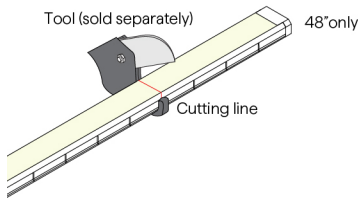
Q-CAP WURM™ RGBW

24VDC Flexible Fixtures

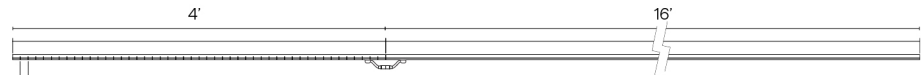
CONFIGURATION OPTIONS



FIELD CUTTABLE MARKING



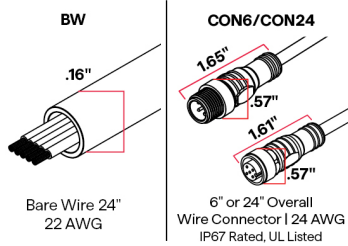
Field cuttable fixtures are sold in 4' increments and go at the end of a run, allowing for easy field adjustment



Note: Only FC fixtures are field cuttable — Do not attempt to cut non FC fixtures.
Cut only on the marked cut lines. Only cut from non-feed end. Do not attempt to cut while power is on.

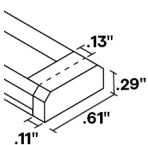
8 / 9 CONNECTOR/WIRE - IN/OUT

Connector/Wire In or Out not needed to specify product. Typical selection is S1 for Wire Input/Output, BW for Connector/Wire In, N/A for Connector/Wire Out, and WH for End Caps



10 END CAPS (NO FEED)

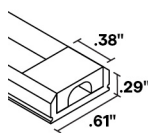
WH
(only used in A. Non-Field Cuttable Q-CAP)



White endcaps
.11" added at end
.24" dim spot

END CAPS (WITH FEED)

End Feed
S1, P1



White endcaps
.0" added at end
.38" dim spot

11 LENGTH - WIRING DETAIL



Q-CAP WURM™ RGBW

24VDC Flexible Fixtures

6.0W | Available in 4" increments 12"-191"



4.0HEW | Available in 2" increments 12"-191"




12 EXACT/OPTIMAL FIXTURE LENGTH

[E/O Length Calculator →](#)

[E/O Explained →](#)

Exact fixtures are the exact length specified. Optimal fixtures' length is rounded down based on LED cut points to allow the fixture to be illuminated end to end. For runs with multiple fixtures that need to fill a specific length, it's recommended to order all optimal fixtures with an exact fixture at the end of the run.



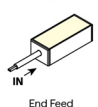
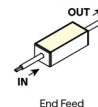
RGBW LENGTHS BY INCH

Available in any length in between 12" and 191", chart below shows example lengths. Exact fixtures are the length specified. Optimal fixtures' length is rounded down with illumination end to end. All fixtures' tolerance is +0 - 1/8". Consult factory for lengths under 12".

EXACT LENGTH

| Requested Length | Potential dim spot on either end of fixture |
|------------------|---|
| 12" | 2" |
| 13" | .5" |
| 14" | 1" |
| 15" | 1.5" |
| 16" | 2" |
| 17" | .5" |
| 18" | 1" |
| 19" | 1.5" |
| 20" | 2" |
| 21" | .5" |
| 22" | 1" |
| 23" | 1.5" |
| 24" | 2" |
| 36" | 2" |
| 48" | 2" |
| 60" | 2" |
| 72" | 2" |
| 84" | 2" |
| 96" | 2" |

OPTIMAL LENGTH: highlighted rows are closest to requested nominal length

| Requested Nominal Length | S1 | P1 |
|--------------------------|--|--|
| |  End Feed |  End Feed |
| 12" | 8.75" | 9" |
| 13" | 12.75" | 13" |
| 14" | 12.75" | 13" |
| 15" | 12.75" | 13" |
| 16" | 12.75" | 13" |
| 17" | 16.75" | 17" |
| 18" | 16.75" | 17" |
| 19" | 16.75" | 17" |
| 20" | 16.75" | 17" |
| 21" | 20.75" | 21" |
| 22" | 20.75" | 21" |
| 23" | 20.75" | 21" |
| 24" | 20.75" | 21" |
| 36" | 32.75" | 33" |
| 48" | 44.75" | 45" |
| 60" | 56.75" | 57" |
| 72" | 68.75" | 69" |
| 84" | 80.75" | 81" |
| 96" | 92.75" | 93" |



Q-CAP WURM™ RGBW

24VDC Flexible Fixtures


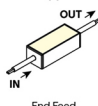
RGBW-HE LENGTHS BY INCH

Available in any length in between 12" and 191", chart below shows example lengths. Exact fixtures are the length specified. Optimal fixtures' length is rounded down with illumination end to end. All fixtures' tolerance is +0 - 1/8". Consult factory for lengths under 12".

EXACT LENGTH

| Requested Length | Potential dim spot on either end of fixture |
|------------------|---|
| 12" | 1" |
| 13" | .5" |
| 14" | 1" |
| 15" | .5" |
| 16" | 1" |
| 17" | .5" |
| 18" | 1" |
| 19" | .5" |
| 20" | 1" |
| 21" | .5" |
| 22" | 1" |
| 23" | .5" |
| 24" | 1" |
| 36" | 1" |
| 48" | 1" |
| 60" | 1" |
| 72" | 1" |
| 84" | 1" |
| 96" | 1" |

OPTIMAL LENGTH: highlighted rows are closest to requested nominal length

| Requested Nominal Length | S1 | P1 |
|--------------------------|---|---|
| |  |  |
| 12" | 10.75" | 11" |
| 13" | 12.75" | 13" |
| 14" | 12.75" | 13" |
| 15" | 14.75" | 15" |
| 16" | 14.75" | 15" |
| 17" | 16.75" | 17" |
| 18" | 16.75" | 17" |
| 19" | 18.75" | 19" |
| 20" | 18.75" | 19" |
| 21" | 20.75" | 21" |
| 22" | 20.75" | 21" |
| 23" | 22.75" | 23" |
| 24" | 22.75" | 23" |
| 36" | 34.75" | 35" |
| 48" | 46.75" | 47" |
| 60" | 58.75" | 59" |
| 72" | 70.75" | 71" |
| 84" | 82.75" | 83" |
| 96" | 94.75" | 95" |

COMPATIBLE POWER SUPPLIES

See power supplies cut sheets for more information. Data subject to change, all data has +/- 5% tolerance.

| DIM TO LEVEL | INDOOR | OUTDOOR |
|--------------|--|---|
| | RGBW, RGBW-HE | RGBW, RGBW-HE |
| 0.1% | QT-CAB-eLED+DALI-DT8 QT-CAB-eLED+DMX QTM-eLED+DALI-DT8 QTM-eLED+DMX QZ-DMX | Q-SET-QZ-DMX QOM-eLED+DALI-DT8 QOM-eLED+DMX QOM-eLED+PS-DALI-DT8 QZ-DMX |
| 1% | QZ-DALI-DT8 | Q-SET+QZ-DALI-DT8 QZ-DALI-DT8 |
| 10% | Non-Dim Power Supply with RGBW App Dongle | |

| DIMMING PROTOCOL | INDOOR | OUTDOOR |
|------------------|--|---|
| | RGBW, RGBW-HE | RGBW, RGBW-HE |
| DMX | QTM-eLED+DMX QZ-DMX | Q-SET-QZ-DMX QOM-eLED+DMX QZ-DMX |
| DALI-2: DT8 | QT-CAB-eLED+DALI-DT8 QTM-eLED+DALI-DT8 QZ-DALI-DT8 | Q-SET+QZ-DALI-DT8 QOM-eLED+DALI-DT8 QZ-DALI-DT8 |
| SCENE App Dimmed | Non-Dim Power Supply with RGBW App Dongle | |



Q-CAP WURM™ RGBW

24VDC Flexible Fixtures

COMPATIBLE MOUNTING ACCESSORIES

NJ-MEDIUM



J Mounting Bracket

SD-L-MEDIUM



L Mounting Bracket


iq-QCAP-UNV-CUTTER



QTL recommended
FC Cutter

COMPATIBLE WIRING ACCESSORIES

Q-mini-J5



UL Listed miniature
junction box, DRY/DMP
(WET rated with silicone)

COMPATIBLE CONTROL ACCESSORIES

SCENE APP DONGLE



Wi-Fi or Bluetooth
Connectivity

COMPATIBLE APPS

NFC APP



Read and write
DMX addresses and
adjust voltage